

# ReSound Enya™



## Product Description

The ReSound Enya™ Behind-the-Ear (BTE) 77 hearing instrument supports open and closed configurations.

The ReSound Range™ II chip, featuring 2.4 GHz wireless technology, enables the hearing instrument to connect to the complete line of ReSound Unite™ wireless accessories.

The BTE 77 model features a push button, volume control, and supports telecoil and Direct Audio Input (DAI).

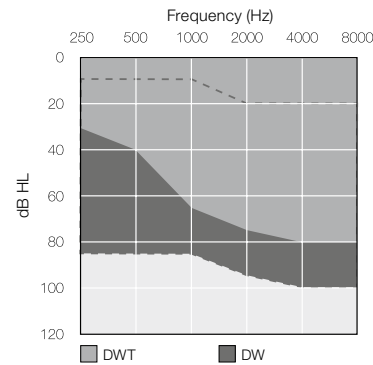
ReSound Enya BTE 77 is fully compatible with SureFit™ thin tubes and domes.

ReSound Enya BTE 77 supports standard earmold fittings.

All ReSound Enya BTE 77 hearing instruments are iSolate™ nanotech coated for optimum durability.

Model	EY377-DW EY377-DWT	EY277-DW EY277-DWT
<b>Device Features</b>		
Battery size	13	
Colors available	5	
<b>Functional Features</b>		
Fully flexible programs	4	3
SmartStart™	•	•
PhoneNow™	•	•
ReSound Unite™ TV Streamer 2	•	
ReSound Unite™ Remote Control 2	•	•
ReSound Unite™ Phone Clip+	•	
ReSound Unite™ Mini Microphone	•	
ReSound Control™ app (Phone Clip+ required)	•	
<b>Audiological Features</b>		
WARP compression -number of channels	8	6
Softswitching™	•	
Adaptive Directionality™	•	•
Fixed Directionality	•	•
NoiseTracker™ II	•	•
Expansion	•	•
Windguard™	•	
DSF Ultra™ II	•	•
Auto DFS™	•	•
Tinnitus Sound Generator	•	•
<b>Fitting Features</b>		
Fitting software Aventa 3.9 or higher	•	•
Onboard Analyzer™ II	•	•
Safe Fitting	•	•
In Situ Audiometry	•	•
Wireless fitting with Airlink™ 2	•	•

## Fitting Range



## Technical Specifications

		EY77-DWT		
		IEC 60118-0 IEC 711 Ear simulator	IEC 60118-7 ANSI S3.22 2cc coupler	
Reference test gain (60 dB SPL input)	1600 Hz/HFA	44	41	dB
Full-on gain (50 dB SPL input)	Max.	62	51	dB
	1600 Hz/HFA	53	46	
Maximum output (90 dB SPL input)	Max.	130	122	dB SPL
	1600 Hz/HFA	126	118	
Total harmonic distortion	500 Hz	0.2	0.1	%
	800 Hz	0.5	0.2	
	1600 Hz	0.4	0.5	
Telecoil sensitivity (1 mA/m input)	Max.	90		dB SPL
HFA - SPLIV @ 31.6 mA/m (ANSI)	HFA		100	
Full-on telecoil sensitivity @ 1mA/m	1600 Hz/HFA	82	75	
Equivalent input noise		23	23	dB SPL
1/3 Octave Equivalent input noise, w/o Noise reduction		10		dB SPL
Frequency range (DIN 45605/ANSI)		100-6900	100-6770	Hz
Current drain		1.2	1.2	mA

Data in accordance with IEC 60118-0, IEC 60118-7 and ANSI S3.22-2009; supply voltage 1.3 V.

## Technical Specifications

		EY77-DW		
		IEC 60118-0 IEC 711 Ear simulator	IEC 60118-7 ANSI S3.22 2cc coupler	
Reference test gain (60 dB SPL input)	1600 Hz/HFA	47	47	dB
Full-on gain (50 dB SPL input)	Max.	66	59	dB
	1600 Hz/HFA	56	52	
Maximum output (90 dB SPL input)	Max.	134	128	dB SPL
	1600 Hz/HFA	130	123	
Total harmonic distortion	500 Hz	0.5	0.4	%
	800 Hz	0.6	0.4	
	1600 Hz	0.6	0.5	
Telecoil sensitivity (1 mA/m input)	Max.	96		dB SPL
HFA - SPLIV @ 31.6 mA/m (ANSI)	HFA		107	
Full-on telecoil sensitivity @ 1mA/m	1600 Hz/HFA	85	81	
Equivalent input noise		23	22	dB SPL
1/3 Octave Equivalent input noise, w/o Noise reduction		10		dB SPL
Frequency range (DIN 45605/ANSI)		100-7080	100-6850	Hz
Current drain		1.1	1.2	mA

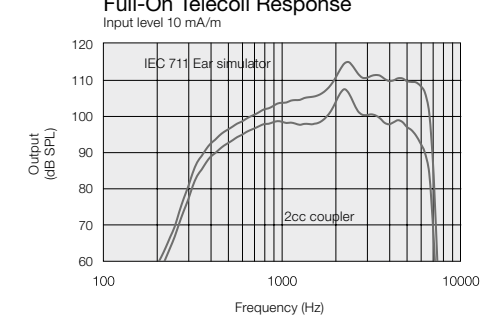
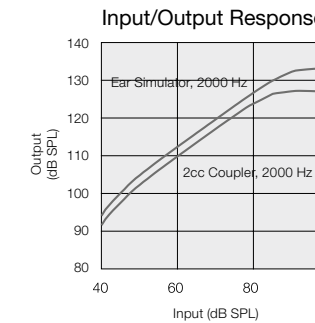
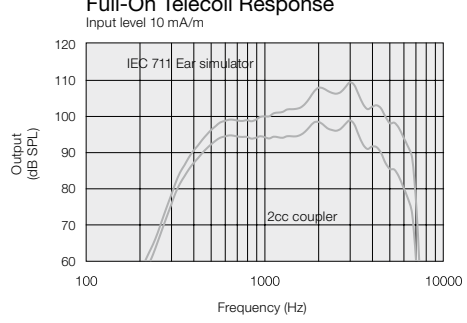
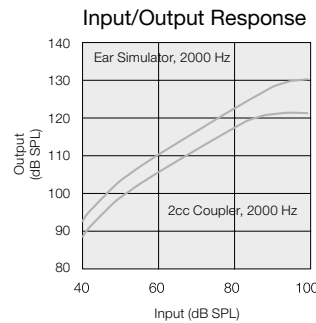
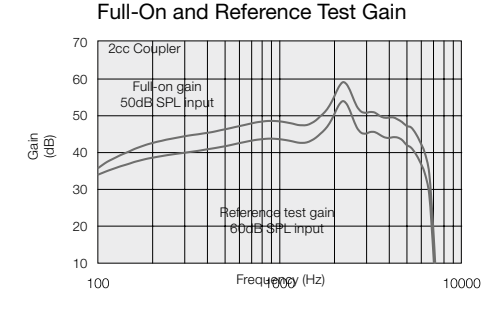
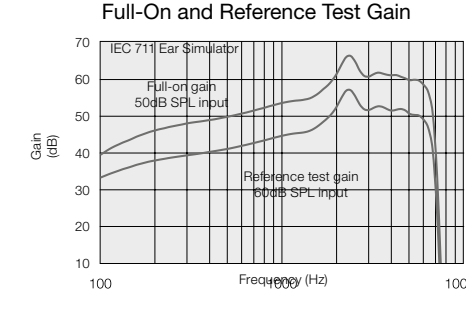
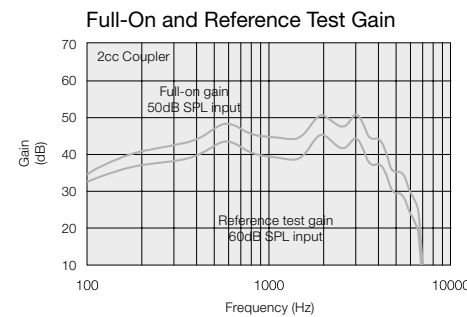
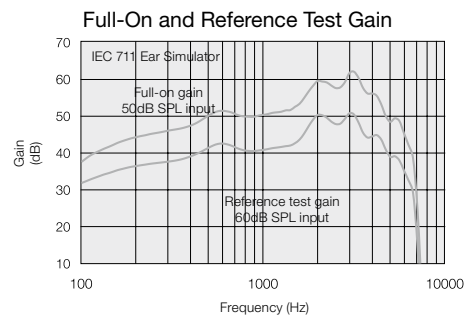
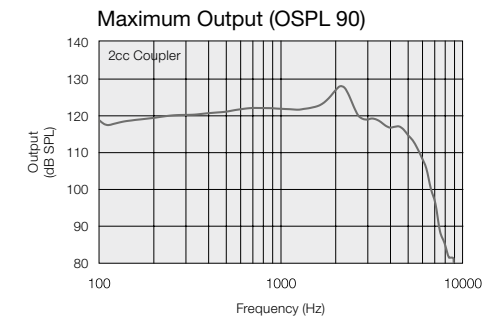
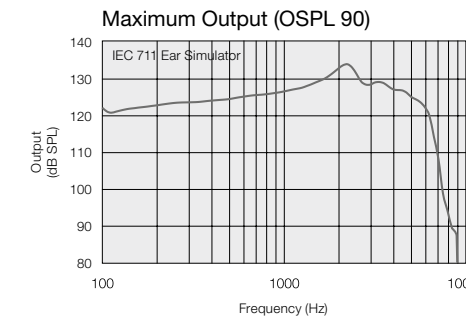
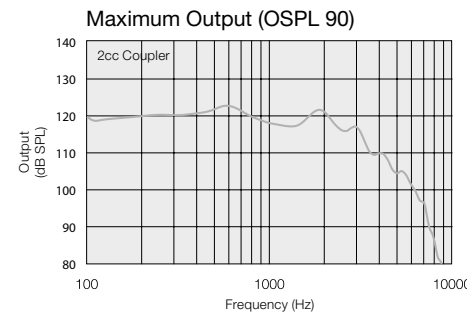
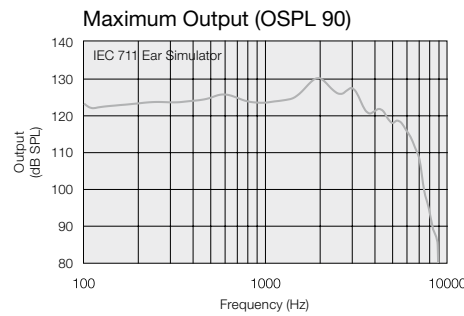
Data in accordance with IEC 60118-0, IEC 60118-7 and ANSI S3.22-2009; supply voltage 1.3 V.

Patents pending

All specifications are subject to change without notice

Patents pending

All specifications are subject to change without notice



**Notes:**  
O.E.S. = Occluded Ear Simulator  
2cc = 2 cm<sup>3</sup> coupler  
Pi = Acoustic input signal

**Basic settings:**  
Full-on Gain, Reference Test Gain  
MPO = Maximum Power Output  
Maximum Band Width

Measured according to IEC 60 118-0 1983, amendment 1994; at 1.3 V, impedance 6.2 ohms and 23°C on O.E.S. according to IEC711 1981, resp on 2cc according to IEC60118-7 2nd edition 2005 and ANSI S3.22-2009 (HFA average calculated at 1000 Hz, 1600 Hz and 2500 Hz; 0 dB SPL sound pressure equals 20µPa). All measurements without DSP features activated unless indicated otherwise.